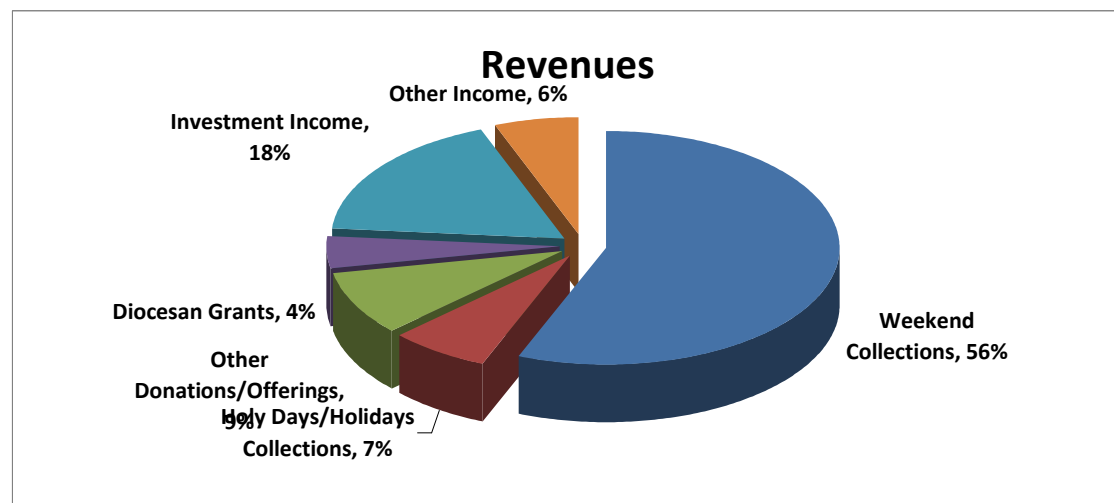


CHRIST THE KING CHURCH

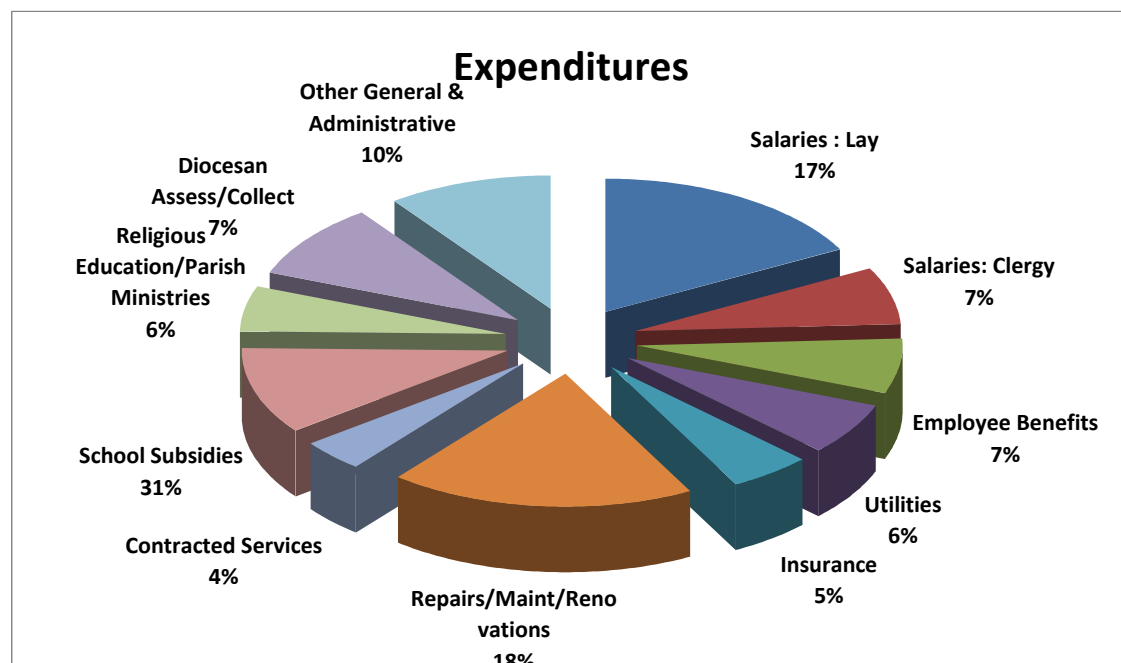
Manville, NJ

Financial Report for the Fiscal Year Ending June 30, 2011

	<u>Revenues</u>	
	<u>Dollars</u>	<u>%</u>
Weekend Collections	\$ 240,990	56%
Holy Days/Holidays Collections	30,022	7%
Other Donations/Offerings	38,462	9%
Diocesan Grants	19,133	4%
Investment Income	75,403	18%
Other Income	<u>25,521</u>	<u>6%</u>
Total Revenues	\$ 429,531	100%



	<u>Expenditures</u>	
	<u>Dollars</u>	<u>%</u>
Salaries : Lay	\$ 81,423	17%
Salaries: Clergy	34,059	7%
Employee Benefits	31,203	7%
Utilities	30,590	6%
Insurance	24,063	5%
Repairs/Maint/Renovations	88,292	19%
Contracted Services	18,277	4%
School Subsidies	50,838	11%
Religious Education/Parish Ministries	26,286	6%
Diocesan Assessments/Collections	43,653	9%
Other General & Administrative	<u>47,834</u>	<u>10%</u>
Total Expenses	\$ 476,518	100%



Surplus/(Deficit) \$ (46,987)

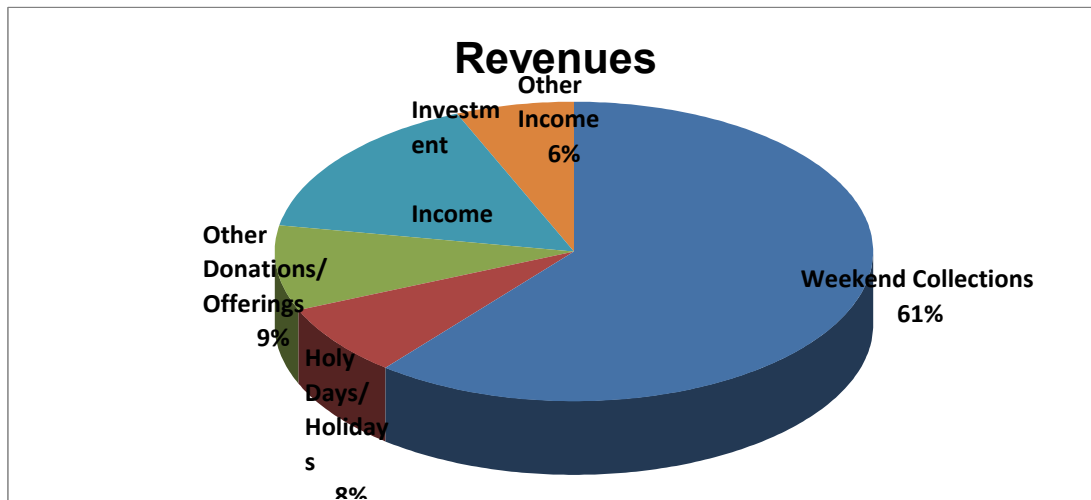
CHRIST THE KING CHURCH

Manville, NJ

Financial Report for the Fiscal Year Ending June 30, 2010

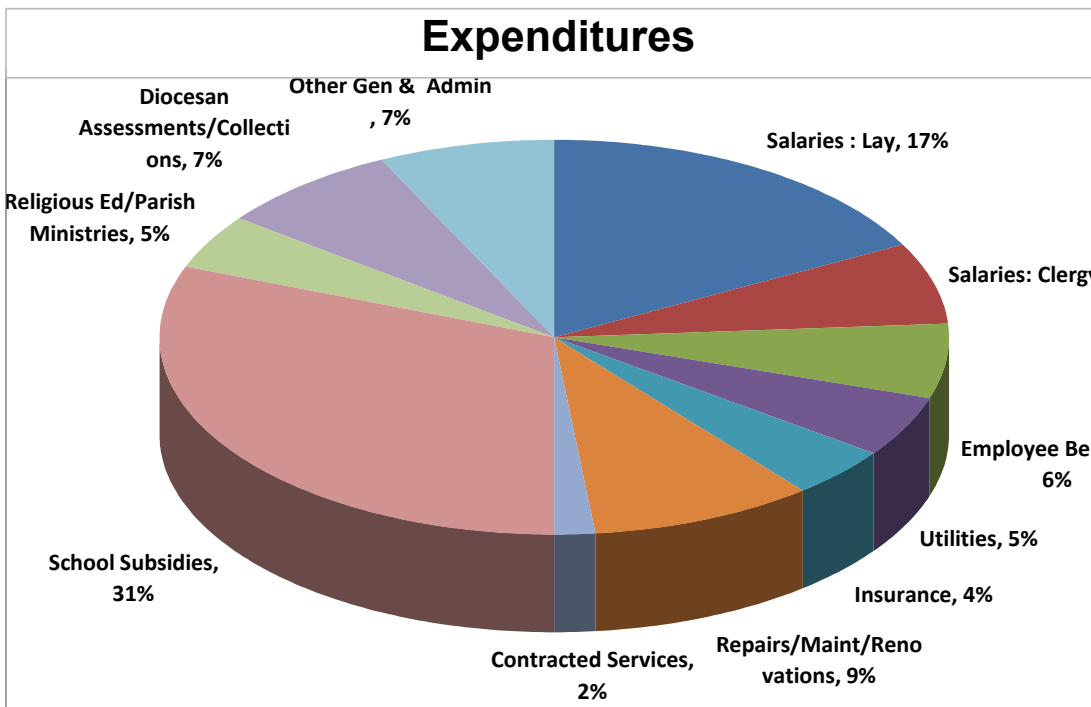
Revenues

	<u>Dollars</u>	<u>%</u>
Weekend Collections	\$ 240,320	61%
Holy Days/Holidays Collections	30,376	8%
Other Donations/Offerings	36,656	9%
Diocesan Grants	-	0%
Investment Income	62,087	16%
Other Income	<u>25,034</u>	<u>6%</u>
Total Revenues	\$ 394,473	100%



Expenditures

	<u>Dollars</u>	<u>%</u>
Salaries : Lay	\$ 90,779	17%
Salaries: Clergy	34,708	7%
Employee Benefits	33,377	6%
Utilities	26,335	5%
Insurance	20,986	4%
Repairs/Maint/Renovations	48,840	9%
Contracted Services	9,454	2%
School Subsidies	161,784	31%
Religious Education/Parish Ministries	24,208	5%
Diocesan Assessments/Collections	38,879	7%
Other General & Administrative	<u>38,609</u>	<u>7%</u>
Total Expenses	\$ 527,959	100%



Surplus/(Deficit) \$ (133,486)

CHRIST THE KING CHURCH

Manville, NJ

Financial Report for the Fiscal Year Ending June 30, 2011 Year-over-Year Comparison

	<u>Revenues</u>		
	<u>2011</u>	<u>2010</u>	<u>% Change</u>
Weekend Collections	\$ 240,990	\$ 240,320	0%
Holy Days/Holidays Collections	30,022	30,376	-1%
Other Donations/Offerings	38,462	36,656	5%
Diocesan Grants	19,133	-	N/A
Investment Income	75,403	62,087	21%
Other Income	<u>25,521</u>	<u>25,034</u>	2%
Total Revenues	\$ 429,531	\$ 394,473	9%

	<u>Expenditures</u>		
	<u>2011</u>	<u>2010</u>	<u>% Change</u>
Salaries : Lay	\$ 81,423	\$ 90,779	-10%
Salaries: Clergy	34,059	34,708	-2%
Employee Benefits	31,203	33,377	-7%
Utilities	30,590	26,335	16%
Insurance	24,063	20,986	15%
Repairs/Maint/Renovations	88,292	48,840	81%
Contracted Services	18,277	9,454	93%
School Subsidies	50,838	161,784	-69%
Religious Education/Parish Ministries	26,286	24,208	9%
Diocesan Assessments/Collections	43,653	38,879	12%
Other General & Administrative	<u>47,834</u>	<u>38,609</u>	24%
Total Expenses	\$ 476,518	\$ 527,959	-10%
Surplus/(Deficit)	<u>\$ (46,987)</u>	<u>\$ (133,486)</u>	-65%

